

Indoor Master

...a model of the Parolin line



The all new *Indoor Master* is a leading edge, state of the art vehicle that presents extreme heavy duty rental kart capability, being at the same time fully racing-bred, as all *PAROLIN RACING KART's* products.

Tube cutting and welding are performed using laser technology machines and tube bending with CNC fully automatic machines.

Tube ends are cut by laser prior to welding in order to allow a flawless seam.

Accessories are cut from best aluminum or steel solid pieces with state of the art CNC fully automatized machines and held to tight tolerances.

All these operations are performed within *PAROLIN RACING KART's* facilities.

Short description

Extra engine fan protection.



Easily to release rear cover locks



Fiberglass engine cover (option)

Longitudinally adjustable (5 positions) plastic seat



Easy oil changing through specific purpose hole.



Rear cover prevents hair, scarves and such from entangling with rotating parts (option)

Billet sliding aluminum engine mount



Hydraulic "motorcycle" rear disk brakes. Self adjusting, with two 27 mm pistons. Disk is 180 mm in diameter and 4 mm thick.



Extremely solid chassis, made of seamless special Cr Mo steel tubes of 32 mm in diameter. Powder coated in metallic blue, fluo orange, Parolin Red or metallic gray.



Anti slip surface (option) aluminum floor tray



Reinforced steering column

Reinforced double pedals

High Fidelity disassemblable and reinforced stub axle, with 4 bearings, 10 mm bolt, and 17 mm pin



Heat treated reinforced 180/125 aluminum wheels with triple bead retention system and 17 mm stub pin hole

Upper and lower knuckle support reinforcement.



High impact energy polymer sheet bumpers

High impact energy polymer bumper supports



Energy absorbing steering lock.

Code: 99KIM


www.parolinracing.com

Other unique features



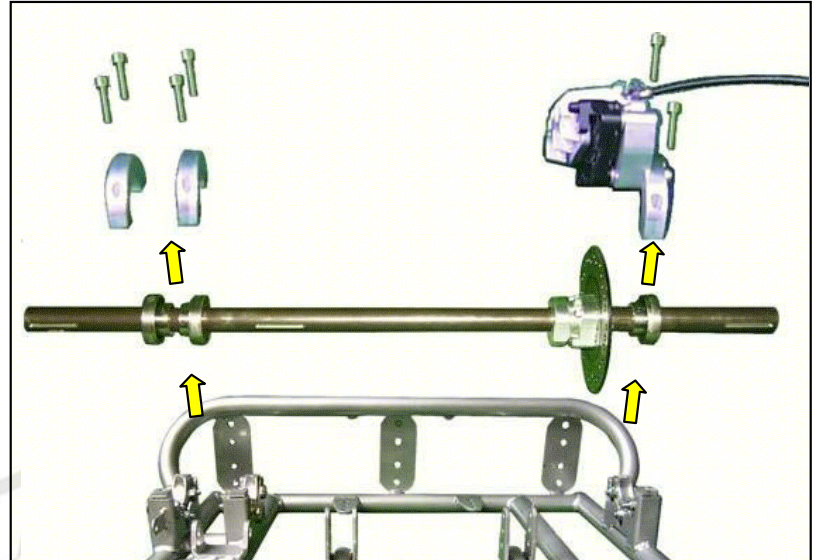
CPS, Clutch Protection System

This feature avoids the simultaneous use of the gas and brake pedals increasing the clutch's service life.



Easily removable from the top axle

With only unscrewing six accessible bolts, the axle and rear brake can be removed. This adds to the vehicle's ease of maintenance and repair. Axle is 30 mm in diameter, solid and is supported by three bearings.



Polymer bumpers

The use of a polymer bumper and its low friction coefficient (compared to steel bumpers) allows two vehicles to slide one against each other at the event of collision. It is also lighter and less noisy at collision than its steel counterpart.




Belt stretcher mount.

Incorporated to the chassis as a standard feature



Gasoline pump kit mounts


Incorporated to the chassis as a standard feature



Roll Bar with harness fixing points



Suitable engines



Honda GX200 Honda GX270 Honda GX390

Optional features			
Fiberglass Engine cover, for the following engines	Rear axle cover	Belt and pulleys kit	Spoiler and front fending (standard feature)
	Red	Specify n° of teeth	Red
GX200FK	Blue	Wheels	Black
GX200 Honda	Black	180-125mm reinforced and heat treated aluminum with 20 mm bolt	Blue
GX270FK	Chain and Sprockets Kit (specify n° of teeth)	Roll bar	Anti slip surface floor tray
GX270 Honda	Steel chain sprocket, from 29 to 33 teeth, 428	VIA RENT or SIAMES Tires	All-round special steel tubes bumper
GX390 Honda	Steel engine sprocket, from 12 to 15 teeth, 428	10x3.60-5 / 11x6.00-5	Mechanic brakes
External exhaust pipe kit complete with silencer (located under the rear cover) for the above listed engines	EUROSTAR chain (428 HR)	10x4.50-5 / 11x7.10-5	